




Education &
Communities

Bellata Public School Annual School Report 2014



Work and Learn



1175

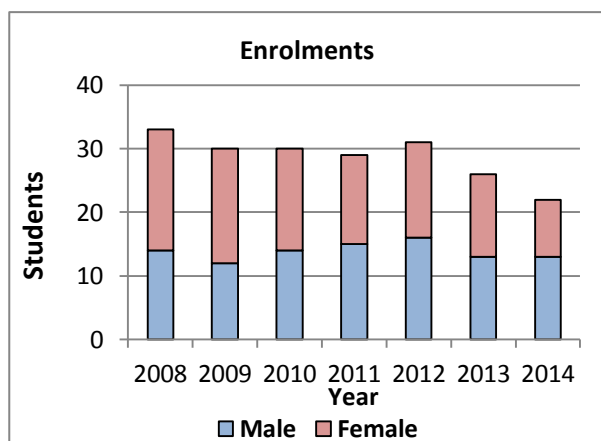
School context statement

The best of any community is reflected in its youth. The students at Bellata Public School are generous of time, caring of each other and environmentally aware of their impact on the world as a whole.

Student information

It is a requirement that the reporting of information for all students be consistent with privacy and personal information policies.

Student enrolment profile



Over the last six years there has been a steady decline in enrolments at Bellata Public School. This is in line with regional trends and adverse weather conditions have not been of help either.

Student attendance profile

	Year	2009	2010	2011	2012	2013	2014
School	K	97.3	94.7	94.7	95.8	92.7	95.4
	1	97.8	98.0	94.0	97.1	96.4	91.6
	2	84.6	97.2	98.3	96.7	91.4	96.6
	3	97.9	89.5	99.4	98.6	95.7	95.5
	4	87.4	97.3	91.5	98.0	97.2	96.6
	5	96.1	97.0	96.1	93.1	94.8	98.5
	6	94.9	89.5	96.7	96.7	96.7	96.6
	Total	93.8	95.0	95.7	96.6	95.0	95.9
State DEC	K	94.3	94.7	94.7	94.3	95.0	95.2
	1	93.7	94.2	94.2	93.9	94.5	94.7

	2	94	94.4	94.2	94.2	94.7	94.9
	3	94.1	94.5	94.4	94.4	94.8	95.0
	4	94	94.5	94.3	94.3	94.7	94.9
	5	94	94.4	94.2	94.2	94.5	94.8
	6	93.6	94.0	93.8	93.8	94.1	94.2
	Total	92.1	94.4	94.3	94.2	94.7	94.8

Attendance rates remain strong at Bellata Public School across all age groups. As a general rule, children from Bellata Public School are only absent when they are too sick to attend.



Management of non-attendance

At Bellata Public School, students are encouraged to attend school regularly. Attendance is monitored monthly, with reminders to parents of their legal responsibility published in the newsletter when necessary.

Parents of students with poor attendance are interviewed and action taken as necessary.

Workforce information

It is a requirement that the reporting of information for all staff must be consistent with privacy and personal information policies.

Workforce composition

Position	Number
Principal	1
Classroom Teacher(s)	1
Learning and Support Teacher(s)	1
Teacher Librarian	1
School Administrative & Support Staff	3
Total	7

The Australian Education Regulation, 2014 requires schools to report on Aboriginal composition of their workforce.

At present Bellata Public School has one staff member that identifies being of Aboriginal or Torres Strait Islander decent.

Teacher qualifications

All teaching staff meet the professional requirements for teaching in NSW public schools.

Qualifications	% of staff
Degree or Diploma	100
Postgraduate	0

Professional learning and teacher accreditation

During 2014 all teaching staff undertook professional learning on the new Mathematics Syllabus focusing on understanding the new curriculum and implementing it in the classroom. This involved both online modules and face to face professional development.

Administrative staff continued to attend network meetings on understanding the new finance system and beginning to adjust the school's current thinking in line with the new system.

The Learning and Support Teacher continued to attend network meetings to remain current with new ideas and ways of assisting children with learning difficulties.

The total cost of professional learning at Bellata Public School in 2014 was \$3341.22 with an average cost per staff member of \$668.24.

Staff Development Days were used to update mandatory professional learning including anaphylaxis training, emergency e-care, child protection and a focus on the Mathematics Syllabus.

Beginning Teachers

We had no permanent Beginning Teachers in 2014; however our LAST teacher gained her Proficient level on the Australian Professional Standards for teachers.

Financial summary

This summary covers funds for operating costs and does not involve expenditure areas such as

permanent salaries, building and major maintenance.

Date of financial summary	30/11/2014
Income	\$
Balance brought forward	32474.89
Global funds	53389.17
Tied funds	39854.03
School & community sources	17172.00
Interest	1080.35
Trust receipts	1194.50
Canteen	0.00
Total income	145164.94
Expenditure	
Teaching & learning	
Key learning areas	7509.05
Excursions	8925.92
Extracurricular dissections	5593.09
Library	951.23
Training & development	686.35
Tied funds	44428.12
Casual relief teachers	4934.32
Administration & office	27075.56
School-operated canteen	0.00
Utilities	13363.19
Maintenance	9594.87
Trust accounts	1194.50
Capital programs	4046.37
Total expenditure	128302.57
Balance carried forward	16862.37

A full copy of the school's 2014 financial statement is tabled at the annual general meetings of the School Council and/or the parent body. Further details concerning the statement can be obtained by contacting the school.

School performance 2014



Arts

The students at Bellata Public School have continued to excel in all areas of the arts. In 2014 students were tutored in drama and music by Mrs. Mary-Ann McPherson.

Students performed at the Narrabri Eisteddfod in the drama and music sections with excellent results as well as many impromptu performances.

Sport

Bellata Public School strives to provide the students with a variety of opportunities to participate and excel in sports.

The school focuses on basic skill development in all foundation movements. Due to the number of students, all school sport is combined K-6.

The school also has a solid emphasis on daily physical education- especially fitness.



Swimming

The school swimming carnival this year was jointly won by Chappell and Goolagong houses.

The swimming champions were senior boy-Jack Johnston, senior girl-Sophie Hann, junior boy-Max Christie and the junior girl-Mia Stewart.

Zone Carnival representatives were Matthew Tomlinson, Sophie Hann, Jack Johnston and Will Vering. Sophie, Matthew, Jack and Hayley Devlin went on to represent at the State Swimming Carnival in the relay and came 4th in the finals.

Athletics

Bellata Public School hosted the District Cross Country with the students competing from many neighboring schools including Wee Waa and Narrabri. It was a great day of friendship and sportsmanship. Bellata Public School won the small schools trophy.

Our Cross Country representatives at the Zone level were Sophie Hann, Teri Kirkby, Mia Stewart, Carly Farr and Jack Johnston.

The school's athletics carnival was won this year by Chappell.

The athletics champions were senior boy-Jack Johnston, senior girl-Sophie Hann, junior boy-Max Christie, junior girl-Mia Stewart, minor boy-Tyler Stolzenberg and minor girl-Ruby Stewart.

Zone level representatives were Sophie Hann, Mia Stewart, Teri Kirkby and Jack Johnston.

Individual State level representative for 2014 was Sophie Hann, who came third in her heat. Our small schools relay team, Sophie, Jack, Teri and Mia, came 6th in the final.

Intensive Swimming

A ten-day intensive swimming program was held for all students this year which have led to significant improvements in style, stroke correction and confidence. Intensive swimming is held at the Narrabri Memorial pool, and the students enjoyed the blend of indoor and outdoor learning.

Academic achievements

NAPLAN

In the National Assessment Program, the results across the Years 3, 5, 7 and 9 literacy and numeracy assessments are reported on a scale from Band 1 to Band 10.

The achievement scale represents increasing levels of skills and understandings demonstrated in these assessments.

Year 3: from Band 1 (lowest) to Band 6 (highest for Year 3)

Year 5: from Band 3 (lowest) to Band 8 (highest for Year 5)

Year 7: from Band 4 (lowest) to Band 9 (highest for Year 7)

Year 9: from Band 5 (lowest) to Band 10 (highest for Year 9)

The *My School* website provides detailed information and data for national literacy and numeracy testing (NAPLAN).

Click on the link <http://www.myschool.edu.au> and enter the school name in the *Find a school* and select *GO* to access the school data.

In 2014 Bellata Public School had 2 students in Year 3 and 3 students in Year 5 sit the NAPLAN tests. The actual results are not able to be reported on due to the small size of the group.

The school is unable to reproduce the results if the cohort is less than 10 students. The parents concerned have received a copy of their child's results and discussed them with the teaching staff.

Significant programs and initiatives – Policy and equity funding



Aboriginal education

Bellata Public School acknowledges the traditional owners of the land that the school is located – *the Kamilaroi people*.

Bellata Public School provides programs across all KLA to educate all students about the history, and culture of Aboriginal Australia. The students learn about aspects of Aboriginal culture, traditions and history in a variety of units of work studied in the Human Society and Its Environment syllabus area with integration with Creative and Practical Arts, English, and the Science and Technology curriculum areas.

In 2014 all students attended a local studies excursion to the Terry Hie Hie Aboriginal area to focus on the study of the local indigenous population and where and how they lived.

Multicultural education and anti-racism

Bellata Public School focuses on multicultural education and anti-racism by providing programs which develop the knowledge, skills and attitudes necessary to live harmoniously in a diverse society.

This year our country of study was Botswana culminating in a sharing session with the Country

Women's Association, Bellata Branch. Students learnt about the life and culture of the people of


Botswana as well as its geographic location in relation to Australia and the world.

Socio-economic background

In 2014, Bellata Public School received \$6667.56 to assist in compensating for the lack of opportunities available to students and teachers in lower socio-economic areas.

Monies were utilized to

- support the K-2 excursion to Dubbo Zoo focusing on animal habitats and variety of species as well as part of their Personal Development studies on getting along and living in harmony;
- the 3-6 classroom excursion to Lake Burrendong Sport and Recreation Centre to focus on the discovery of gold in Australia and life in the Central West;
- aiding in the classroom for students with additional support needs;
- computer tuition for all students; and
- teacher professional learning to support the new curriculums.



Learning and Support

Bellata Public School receives funding for 0.5 of a teacher per week. This equates to half a day for the support of students with a variety

of learning needs. At Bellata Public School we use a blend of in-class support and withdrawal to maximize learning outcomes for all students. There is a focus on early intervention for success.



School planning and evaluation 2012—2014

School evaluation processes

NSW public schools conduct evaluations to support the effective implementation of the school plan. The processes used include:

- Surveying of school community
- Analysis of Smart Data
- Collections of anecdotal records

School planning 2012-2014:

School priority 1

To increase the number students attaining proficiency in all aspects of Numeracy.

Outcomes from 2012–2014

- To increase the number of students in Year 3 at proficiency level using NAPLAN data in Numeracy by 30%;
- to increase the number of students in Year 5 at proficiency level using NAPLAN data in Numeracy by 20%; and
- to increase the number of students Kindergarten – Year 6 achieving at appropriate stage level in Numeracy by 20% using SENA and school-based data.

Evidence of achievement of outcomes in 2014:

- In the 2014 NAPLAN results, all Year 3 students were in bands 3 and 4 for Numeracy.
- In the 2014 NAPLAN results, all Year 5 students were in bands 5 and 6 for Numeracy.
- Sena results indicated a shift towards appropriate stage levels with students still having difficulties receiving individualized support through our LAST teacher.

Strategies to achieve these outcomes in 2014:

- Continue to work with strategies implemented under Improving Literacy and Numeracy National Partnerships.
- Expose children to a longer length of preparation for NAPLAN so they are more comfortable with that style of question ; and
- Dedicate more resources to aiding students with higher math needs which may include personnel and/or equipment.

School priority 2

To increase the number students attaining proficiency in all aspects of Literacy.

Outcomes from 2012–2014

- To increase the number of Early Stage 1 and Stage 1 students reading at age appropriate PM readers by 20%;
- to increase the number of students in Year 3 at proficiency level using NAPLAN data in Writing by 50%;
- to increase the number of students in Year 5 at proficiency level using NAPLAN data in Writing by 20%; and
- the use of school-based support for individual withdrawal.

Evidence of achievement of outcomes in 2014:

- The majority of students are reading at or above age appropriate levels with students not meeting required levels being targeted for support

- In the 2014 NAPLAN results, all Year 3 students were in bands 4 and 5 for Writing. Year 3 results indicate a significant shift towards band 5.
- In the 2014 NAPLAN results, all Year 5 students were in bands 5 and 6 for Writing. There has been a slight increase in the number of students in band 5 from the previous years results.

Strategies to achieve these outcomes in 2014:

- Staff will continue to support children deemed not yet proficient in reading with a range of school-based initiatives including withdrawal and in-class support;
- Students will be given a longer preparation for NAPLAN to provide a better understanding of how the questions are structured and to help those students who become fearful under test conditions; and
- All students will be placed and monitored on the literacy continuum to ensure explicit instruction is given to allow progression to the next stage effectively.

Parent/caregiver, student, and teacher satisfaction

In 2014, the school sought the opinions of parents, students and teachers about the school.

Their responses are presented below.

Generally the community was happy with the educational standards at Bellata Public School. Concerns were raised about the inappropriate language used occasionally by some students and discussions were held on how to address the problem.

Many concerns were raised about the extensive tree-logging program and its effect on the visual and shade aspects of the playground.

Students indicated that they would like a few more activities painted on the cement such as hopscotch and handball.

Future Directions 2015-2017 School Plan

NSW DEC is implementing a new school planning process for 2015-17. The new plan will be published on the school's website from the beginning of Term 2 2015.

After community consultation, the two strategic directions Bellata Public School will focus on include "Creating Strong Foundations for learning" and "Building Teacher and Leader Capacity."

About this report

In preparing this report, the self-evaluation committee has gathered information from evaluations conducted during the year and analysed other information about the school's practices and student learning outcomes. The self-evaluation committee and school planning committee have determined targets for the school's future development.

Vivianne Fouracre	Principal
Melinda Squire	Classroom Teacher
Gail Eulenstein	Administration Manager
Ivan Bettens	General Assistant

School contact information

Bellata Public School
 Gurley Street, Bellata. NSW 2397
 Ph: 0267937514
 Fax: 0267937462
 Email: Bellata-p.school@det.nsw.edu.au
 Web: Bellata-p.schools.nsw.edu.au
 School Code: 1175

Parents can find more information about Annual School Reports, how to interpret information in the report and have the opportunity to provide feedback about the report at:

<http://www.schools.nsw.edu.au/learning/emsad/asr/index.php>